



# CUSTOM FITTINGS Order Form 10/2014 V1

Email: info@hvac-pro.ca  
Phone#: 437-677-0074 | 905-790-0074

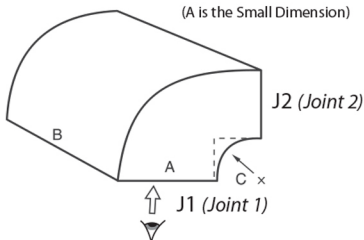
Company Name: \_\_\_\_\_

Customer Name: \_\_\_\_\_

Phone: \_\_\_\_\_ Email: \_\_\_\_\_

Date: \_\_\_\_\_

## 1 STACK ELBOW 90° 45°



**VARIATION 1:** DL  1/2"  1"

Gauge \_\_\_\_\_ Qty \_\_\_\_\_

STK 90 \_\_\_\_\_ x \_\_\_\_\_ with \_\_\_\_\_ Rd Thr

OR \_\_\_\_\_ x \_\_\_\_\_ Sq Thr

RAD HEEL  SQ HEEL

Ends J1 \_\_\_\_\_ J2 \_\_\_\_\_

**VARIATION 2:** DL  1/2"  1"

Gauge \_\_\_\_\_ Qty \_\_\_\_\_

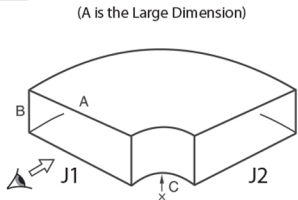
STK 90 \_\_\_\_\_ x \_\_\_\_\_ with \_\_\_\_\_ Rd Thr

OR \_\_\_\_\_ x \_\_\_\_\_ Sq Thr

RAD HEEL  SQ HEEL

Ends J1 \_\_\_\_\_ J2 \_\_\_\_\_

## 2 SIDE ANGLE 90° 45°



**VARIATION 1:** DL  1/2"  1"

Gauge \_\_\_\_\_ Qty \_\_\_\_\_

SA 90 \_\_\_\_\_ x \_\_\_\_\_ with \_\_\_\_\_ Rd Thr

OR \_\_\_\_\_ x \_\_\_\_\_ Sq Thr

RAD HEEL  SQ HEEL

Ends J1 \_\_\_\_\_ J2 \_\_\_\_\_

**VARIATION 2:** DL  1/2"  1"

Gauge \_\_\_\_\_ Qty \_\_\_\_\_

SA 90 \_\_\_\_\_ x \_\_\_\_\_ with \_\_\_\_\_ Rd Thr

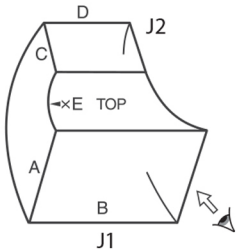
OR \_\_\_\_\_ x \_\_\_\_\_ Sq Thr

RAD HEEL  SQ HEEL

Ends J1 \_\_\_\_\_ J2 \_\_\_\_\_

D) TURNING VANE OPTION

## 3 STACK ELBOW 90° 45° REDUCING



**VARIATION 1:** DL  1/2"  1"

Gauge \_\_\_\_\_ Qty \_\_\_\_\_

Indicate:  Turning Up  Turning Down

FRS  FLS  O/C  SQ HEEL

STK 90 \_\_\_\_\_ x \_\_\_\_\_ to \_\_\_\_\_ x \_\_\_\_\_

with \_\_\_\_\_ Rd Thr OR \_\_\_\_\_ x \_\_\_\_\_ Sq Thr

Ends J1 \_\_\_\_\_ J2 \_\_\_\_\_

**VARIATION 2:** DL  1/2"  1"

Gauge \_\_\_\_\_ Qty \_\_\_\_\_

Indicate:  Turning Up  Turning Down

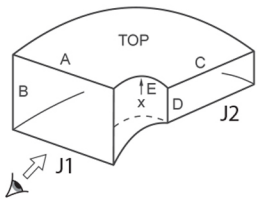
FRS  FLS  O/C  SQ HEEL

STK 90 \_\_\_\_\_ x \_\_\_\_\_ to \_\_\_\_\_ x \_\_\_\_\_

with \_\_\_\_\_ Rd Thr OR \_\_\_\_\_ x \_\_\_\_\_ Sq Thr

Ends J1 \_\_\_\_\_ J2 \_\_\_\_\_

## 4 SIDE ANGLE 90° 45° REDUCING



**VARIATION 1:** DL  1/2"  1"

Gauge \_\_\_\_\_ Qty \_\_\_\_\_

Indicate:  Turning Left  Turning Right

FOT  FOB  O/C  SQ HEEL

SA 90 \_\_\_\_\_ x \_\_\_\_\_ to \_\_\_\_\_ x \_\_\_\_\_

with \_\_\_\_\_ Rd Thr OR \_\_\_\_\_ x \_\_\_\_\_ Sq Thr

Ends J1 \_\_\_\_\_ J2 \_\_\_\_\_

**VARIATION 2:** DL  1/2"  1"

Gauge \_\_\_\_\_ Qty \_\_\_\_\_

Indicate:  Turning Left  Turning Right

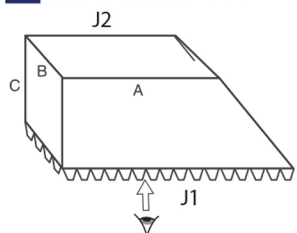
FOT  FOB  O/C  SQ HEEL

SA 90 \_\_\_\_\_ x \_\_\_\_\_ to \_\_\_\_\_ x \_\_\_\_\_

with \_\_\_\_\_ Rd Thr OR \_\_\_\_\_ x \_\_\_\_\_ Sq Thr

Ends J1 \_\_\_\_\_ J2 \_\_\_\_\_

## 5 SIDE TAKE-OFF



**VARIATION 1:** DL  1/2"  1"

Gauge \_\_\_\_\_ Qty \_\_\_\_\_

STO \_\_\_\_\_ x \_\_\_\_\_ Long

Splitter Damper  PR Damper

Ends J1 \_\_\_\_\_ J2 \_\_\_\_\_

**VARIATION 2:** DL  1/2"  1"

Gauge \_\_\_\_\_ Qty \_\_\_\_\_

STO \_\_\_\_\_ x \_\_\_\_\_ Long

Splitter Damper  PR Damper

Ends J1 \_\_\_\_\_ J2 \_\_\_\_\_

**VARIATION 3:** DL  1/2"  1"

Gauge \_\_\_\_\_ Qty \_\_\_\_\_

STO \_\_\_\_\_ x \_\_\_\_\_ Long

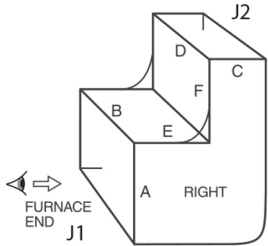
Splitter Damper  PR Damper

Ends J1 \_\_\_\_\_ J2 \_\_\_\_\_

Please send completed form to [info@hvac-pro.ca](mailto:info@hvac-pro.ca)  
2500 WILLIAMS PKWY, UNIT 37. BRAMPTON, ON L6S 5N9

GLOSSARY OF TERMS ON BACK

## 6 RETURN AIR BOOT



TURNING VANE OPTION

**VARIATION 1:** DL  1/2"  1"

Gauge \_\_\_\_\_ Qty \_\_\_\_\_  
 Only if B & D different:  FLS  FRS  O/C   
 RAB \_\_\_\_\_ x \_\_\_\_\_ to \_\_\_\_\_ x \_\_\_\_\_ O/C  
                   A                  B                  C                  D  
 with \_\_\_\_\_ x \_\_\_\_\_ Sq Thr, or \_\_\_\_\_ RD  
                   E                  F  
 RAD HEEL  SQ HEEL

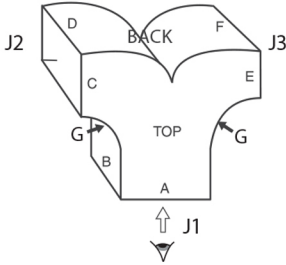
Ends J1 \_\_\_\_\_ J2 \_\_\_\_\_

**VARIATION 2:** DL  1/2"  1"

Gauge \_\_\_\_\_ Qty \_\_\_\_\_  
 Only if B & D different:  FLS  FRS  O/C   
 RAB \_\_\_\_\_ x \_\_\_\_\_ to \_\_\_\_\_ x \_\_\_\_\_ O/C  
                   A                  B                  C                  D  
 with \_\_\_\_\_ x \_\_\_\_\_ Sq Thr, or \_\_\_\_\_ RD  
                   E                  F  
 RAD HEEL  SQ HEEL

Ends J1 \_\_\_\_\_ J2 \_\_\_\_\_

## 7 3-WAY



EVEN BACK  UNEVEN BACK

**VARIATION 1:** DL  1/2"  1"

Gauge \_\_\_\_\_ Qty \_\_\_\_\_  
**Indicate:** Only if B is different from D OR F:  
 FOT  FOB  O/C  
 \_\_\_\_\_ x \_\_\_\_\_ to \_\_\_\_\_ x \_\_\_\_\_ to \_\_\_\_\_ x \_\_\_\_\_  
                   A                  B                  C Left D                  E Right F  
 with \_\_\_\_\_ Rd Thr OR \_\_\_\_\_ x \_\_\_\_\_ Sq Thr  
                   G                                          G                  G  
 Splitter Damper  Push Rod Damper

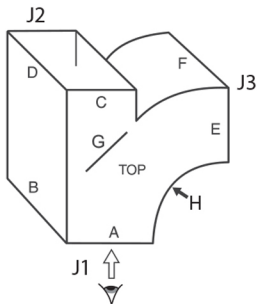
Ends J1 \_\_\_\_\_ J2 \_\_\_\_\_ J3 \_\_\_\_\_

**VARIATION 2:** DL  1/2"  1"

Gauge \_\_\_\_\_ Qty \_\_\_\_\_  
**Indicate:** Only if B is different from D OR F:  
 FOT  FOB  O/C  
 \_\_\_\_\_ x \_\_\_\_\_ to \_\_\_\_\_ x \_\_\_\_\_ to \_\_\_\_\_ x \_\_\_\_\_  
                   A                  B                  C Left D                  E Right F  
 with \_\_\_\_\_ Rd Thr OR \_\_\_\_\_ x \_\_\_\_\_ Sq Thr  
                   G                                          G                  G  
 Splitter Damper  Push Rod Damper

Ends J1 \_\_\_\_\_ J2 \_\_\_\_\_ J3 \_\_\_\_\_

## 8 Y-BRANCH



**VARIATION 1:** DL  1/2"  1"

Gauge \_\_\_\_\_ Qty \_\_\_\_\_  
**Indicate:** Only if B is different from D OR F:  
 FOT  FOB  O/C  
 \_\_\_\_\_ x \_\_\_\_\_ to \_\_\_\_\_ x \_\_\_\_\_ to \_\_\_\_\_ x \_\_\_\_\_  
                   A                  B                  C Straight D                  E Right F  
 with \_\_\_\_\_ Rd Thr OR \_\_\_\_\_ x \_\_\_\_\_ Sq Thr  
                   H                                          H                  H  
 Splitter Damper  Push Rod Damper

Ends J1 \_\_\_\_\_ J2 \_\_\_\_\_ J3 \_\_\_\_\_

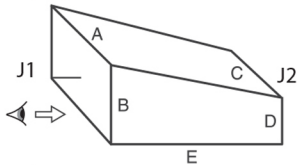
**VARIATION 2:** DL  1/2"  1"

Gauge \_\_\_\_\_ Qty \_\_\_\_\_  
**Indicate:** Only if B is different from D OR F:  
 FOT  FOB  O/C  
 \_\_\_\_\_ x \_\_\_\_\_ to \_\_\_\_\_ x \_\_\_\_\_ to \_\_\_\_\_ x \_\_\_\_\_  
                   A                  B                  C Straight D                  E Right F  
 with \_\_\_\_\_ Rd Thr OR \_\_\_\_\_ x \_\_\_\_\_ Sq Thr  
                   H                                          H                  H  
 Splitter Damper  Push Rod Damper

Ends J1 \_\_\_\_\_ J2 \_\_\_\_\_ J3 \_\_\_\_\_

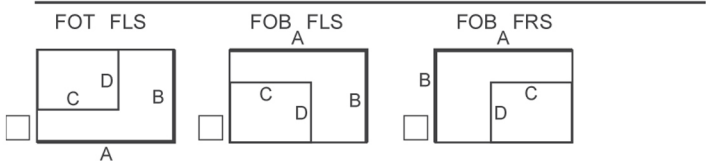
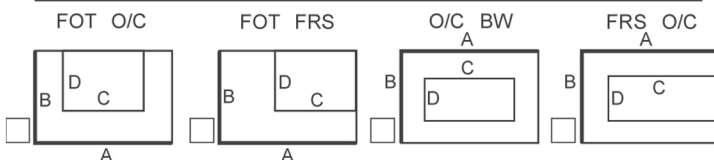
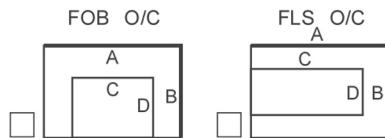
## 9 TRANSITION

DL  1/2"  1" Gauge \_\_\_\_\_ Qty \_\_\_\_\_

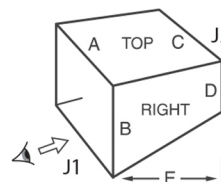


Trans \_\_\_\_\_ x \_\_\_\_\_  
                   A                  B  
 to \_\_\_\_\_ x \_\_\_\_\_, \_\_\_\_\_ Long  
                   C                  D                  E  
 Ends J1 \_\_\_\_\_ J2 \_\_\_\_\_

Only if B and D are different  
**AND** A and C are different,  
 check one of the following:  
 (If not, see Reducer)

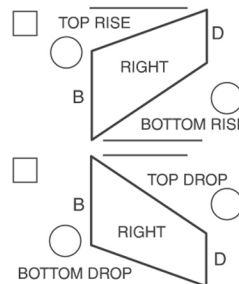


## 10 TRANSITION (OFFSET/RISING)(No Radius)



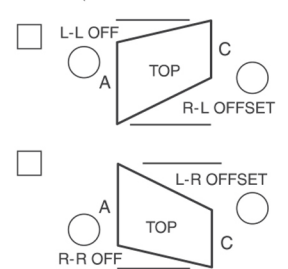
DL  1/2"  1" Qty \_\_\_\_\_  
 Trans \_\_\_\_\_ x \_\_\_\_\_  
                   A                  B  
 to \_\_\_\_\_ x \_\_\_\_\_, \_\_\_\_\_ Long  
                   C                  D                  E  
 Rise: \_\_\_\_\_ Offset: \_\_\_\_\_  
 Ends J1 \_\_\_\_\_ J2 \_\_\_\_\_

**RISE** (Check One & Select Rise)



**Note:** B + Top Rise = D + Bottom Rise

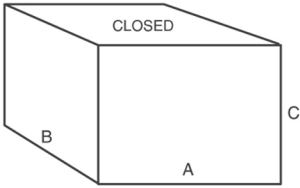
**OFFSET** (Check One & Select Offset)



**Note:** A + Off = C + Off

Please send completed form to [info@hvac-pro.ca](mailto:info@hvac-pro.ca)  
 2500 WILLIAMS PKWY, UNIT 37. BRAMPTON, ON L6S 5N9

### 11 BOX PLENUM/DRAIN PAN



METAL TYPE \_\_\_\_\_

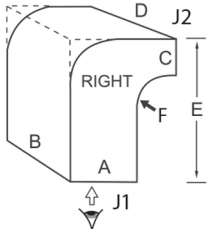
**VARIATION 1:** DL  1/2"  1"

Gauge \_\_\_\_\_ Qty \_\_\_\_\_  
 1/2" DFO  FO  FI  RAW  S&D  
 \_\_\_\_\_ x \_\_\_\_\_, \_\_\_\_\_ High  
 A B C  
 Pan Drain Option  
 Solder  1/2"  Spot Weld  
 Silicone  3/4"  Not Sealed  
 Safety Edge

**VARIATION 2:** DL  1/2"  1"

Gauge \_\_\_\_\_ Qty \_\_\_\_\_  
 1/2" DFO  FO  FI  RAW  S&D  
 \_\_\_\_\_ x \_\_\_\_\_, \_\_\_\_\_ High  
 A B C  
 Pan Drain Option  
 Solder  1/2"  Spot Weld  
 Silicone  3/4"  Not Sealed  
 Safety Edge

### 12 PLENUM ELBOW



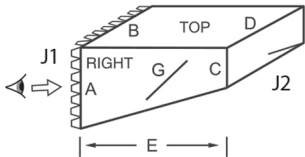
**VARIATION 1:** DL  1/2"  1"

Gauge \_\_\_\_\_ Qty \_\_\_\_\_  
**Indicate:** Only if B and D are different:  
 FLS  FRS  O/C  Sq Heel  
 \_\_\_\_\_ x \_\_\_\_\_ (to \_\_\_\_\_ x \_\_\_\_\_) \_\_\_\_\_  
 A B C D E  
 with \_\_\_\_\_ Rd Thr OR \_\_\_\_\_ x \_\_\_\_\_ Sq Thr  
 F F F  
 Ends J1 \_\_\_\_\_ J2 \_\_\_\_\_

**VARIATION 2:** DL  1/2"  1"

Gauge \_\_\_\_\_ Qty \_\_\_\_\_  
**Indicate:** Only if B and D are different:  
 FLS  FRS  O/C  Sq Heel  
 \_\_\_\_\_ x \_\_\_\_\_ (to \_\_\_\_\_ x \_\_\_\_\_) \_\_\_\_\_  
 A B C D E  
 with \_\_\_\_\_ Rd Thr OR \_\_\_\_\_ x \_\_\_\_\_ Sq Thr  
 F F F  
 Ends J1 \_\_\_\_\_ J2 \_\_\_\_\_

### 13 PLENUM TAKE-OFF (Flat on Top)



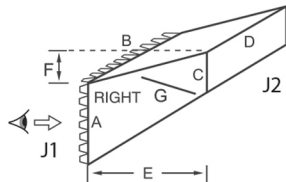
**VARIATION 1:** DL  1/2"  1"

Gauge \_\_\_\_\_ Qty \_\_\_\_\_  
**Indicate:** Only if B and D are different:  
 FLS  FRS  O/C  
 To fit which side of Plenum: \_\_\_\_\_  
 PTO \_\_\_\_\_ x \_\_\_\_\_ (to \_\_\_\_\_ x \_\_\_\_\_) FOT, \_\_\_\_\_ Long  
 A B C D E  
 PR Damper  
 Volume Damper Size \_\_\_\_\_ Location \_\_\_\_\_  
 G G  
 Ends J1 \_\_\_\_\_ J2 \_\_\_\_\_

**VARIATION 2:** DL  1/2"  1"

Gauge \_\_\_\_\_ Qty \_\_\_\_\_  
**Indicate:** Only if B and D are different:  
 FLS  FRS  O/C  
 To fit which side of Plenum: \_\_\_\_\_  
 PTO \_\_\_\_\_ x \_\_\_\_\_ (to \_\_\_\_\_ x \_\_\_\_\_) FOT, \_\_\_\_\_ Long  
 A B C D E  
 PR Damper  
 Volume Damper Size \_\_\_\_\_ Location \_\_\_\_\_  
 G G  
 Ends J1 \_\_\_\_\_ J2 \_\_\_\_\_

### 14 PLENUM TAKE-OFF (With Rise)



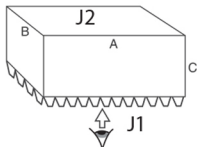
**VARIATION 1:** DL  1/2"  1"

Gauge \_\_\_\_\_ Qty \_\_\_\_\_  
**Indicate:** Look F.L.C. Only if B and D are different:  
 FLS  FRS  O/C  
 To fit which side of Plenum: \_\_\_\_\_  
 PTO \_\_\_\_\_ x \_\_\_\_\_ (to \_\_\_\_\_ x \_\_\_\_\_), \_\_\_\_\_, \_\_\_\_\_  
 A B C D E (long) F (rise)  
 PR Damper  
 Volume Damper Size \_\_\_\_\_ Location \_\_\_\_\_  
 G G  
 Ends J1 \_\_\_\_\_ J2 \_\_\_\_\_

**VARIATION 2:** DL  1/2"  1"

Gauge \_\_\_\_\_ Qty \_\_\_\_\_  
**Indicate:** Look F.L.C. Only if B and D are different:  
 FLS  FRS  O/C  
 To fit which side of Plenum: \_\_\_\_\_  
 PTO \_\_\_\_\_ x \_\_\_\_\_ (to \_\_\_\_\_ x \_\_\_\_\_), \_\_\_\_\_, \_\_\_\_\_  
 A B C D E (long) F (rise)  
 PR Damper  
 Volume Damper Size \_\_\_\_\_ Location \_\_\_\_\_  
 G G  
 Ends J1 \_\_\_\_\_ J2 \_\_\_\_\_

### 15 FISHLOCK COLLAR



**VARIATION 1:** DL  1/2"  1"

Gauge \_\_\_\_\_ Qty \_\_\_\_\_  
 FLC \_\_\_\_\_ x \_\_\_\_\_, \_\_\_\_\_ Long  
 A B C  
 Ends J1 \_\_\_\_\_ J2 \_\_\_\_\_

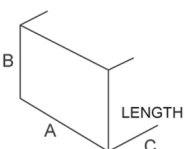
**VARIATION 2:** DL  1/2"  1"

Gauge \_\_\_\_\_ Qty \_\_\_\_\_  
 FLC \_\_\_\_\_ x \_\_\_\_\_, \_\_\_\_\_ Long  
 A B C  
 Ends J1 \_\_\_\_\_ J2 \_\_\_\_\_

**VARIATION 3:** DL  1/2"  1"

Gauge \_\_\_\_\_ Qty \_\_\_\_\_  
 FLC \_\_\_\_\_ x \_\_\_\_\_, \_\_\_\_\_ Long  
 A B C  
 Ends J1 \_\_\_\_\_ J2 \_\_\_\_\_

### 16 STRAIGHT DUCT



**VARIATION 1:** DL  1/2"  1"

Gauge \_\_\_\_\_ Qty \_\_\_\_\_  
 \_\_\_\_\_  
 A B C  
 Ends  
 RAW  S&D  DFO  
 FO  FI  
 Block End A \_\_\_\_\_ B \_\_\_\_\_

**VARIATION 2:** DL  1/2"  1"

Gauge \_\_\_\_\_ Qty \_\_\_\_\_  
 \_\_\_\_\_  
 A B C  
 Ends  
 RAW  S&D  DFO  
 FO  FI  
 Block End A \_\_\_\_\_ B \_\_\_\_\_

**VARIATION 3:** DL  1/2"  1"

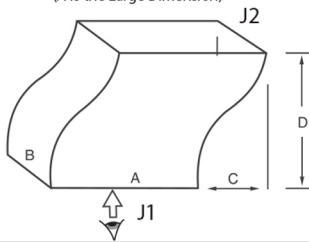
Gauge \_\_\_\_\_ Qty \_\_\_\_\_  
 \_\_\_\_\_  
 A B C  
 Ends  
 RAW  S&D  DFO  
 FO  FI  
 Block End A \_\_\_\_\_ B \_\_\_\_\_

**VARIATION 4:** DL  1/2"  1"

Gauge \_\_\_\_\_ Qty \_\_\_\_\_  
 \_\_\_\_\_  
 A B C  
 Ends  
 RAW  S&D  DFO  
 FO  FI  
 Block End A \_\_\_\_\_ B \_\_\_\_\_

### 17 OFFSET

(A is the Large Dimension)



**VARIATION 1:** DL  1/2"  1"

Gauge \_\_\_\_\_ Qty \_\_\_\_\_

Offset \_\_\_\_\_ x \_\_\_\_\_, \_\_\_\_\_

Offset, \_\_\_\_\_ Long

Ends J1 \_\_\_\_\_ J2 \_\_\_\_\_

**VARIATION 2:** DL  1/2"  1"

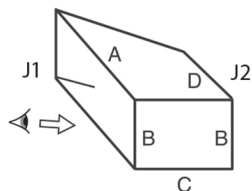
Gauge \_\_\_\_\_ Qty \_\_\_\_\_

Offset \_\_\_\_\_ x \_\_\_\_\_, \_\_\_\_\_

Offset, \_\_\_\_\_ Long

Ends J1 \_\_\_\_\_ J2 \_\_\_\_\_

### 18 REDUCER



**VARIATION 1:** DL  1/2"  1"

Gauge \_\_\_\_\_ Qty \_\_\_\_\_

Indicate:  F1S  O/C

RED \_\_\_\_\_ x \_\_\_\_\_

to \_\_\_\_\_ x \_\_\_\_\_, \_\_\_\_\_ Long

Ends J1 \_\_\_\_\_ J2 \_\_\_\_\_

**VARIATION 2:** DL  1/2"  1"

Gauge \_\_\_\_\_ Qty \_\_\_\_\_

Indicate:  F1S  O/C

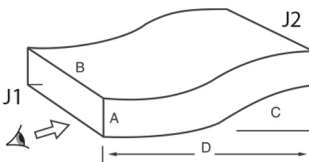
RED \_\_\_\_\_ x \_\_\_\_\_

to \_\_\_\_\_ x \_\_\_\_\_, \_\_\_\_\_ Long

Ends J1 \_\_\_\_\_ J2 \_\_\_\_\_

### 19 RISER

(A is the Small Dimension)



**VARIATION 1:** DL  1/2"  1"

Gauge \_\_\_\_\_ Qty \_\_\_\_\_

Riser \_\_\_\_\_ x \_\_\_\_\_, \_\_\_\_\_ Rise,

\_\_\_\_\_ Long

Ends J1 \_\_\_\_\_ J2 \_\_\_\_\_

**VARIATION 2:** DL  1/2"  1"

Gauge \_\_\_\_\_ Qty \_\_\_\_\_

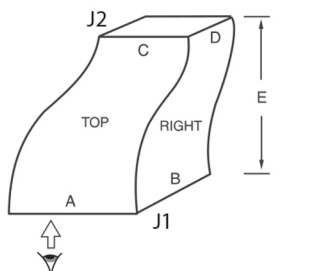
Riser \_\_\_\_\_ x \_\_\_\_\_, \_\_\_\_\_ Rise,

\_\_\_\_\_ Long

Ends J1 \_\_\_\_\_ J2 \_\_\_\_\_

### 20 OFFSET/RISER - REDUCING

DL  1/2"  1"



Gauge \_\_\_\_\_ Qty \_\_\_\_\_

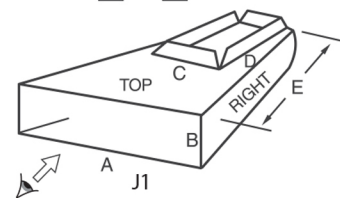
\_\_\_\_\_ x \_\_\_\_\_ to \_\_\_\_\_ x \_\_\_\_\_,

\_\_\_\_\_ Long

Ends J1 \_\_\_\_\_ J2 \_\_\_\_\_

### 21 REVERSING 90°

DL  1/2"  1"



Gauge \_\_\_\_\_ Qty \_\_\_\_\_

Indicate:  Turning Up  Turning Down

FLS  FRS  O/C

REV90 \_\_\_\_\_ x \_\_\_\_\_

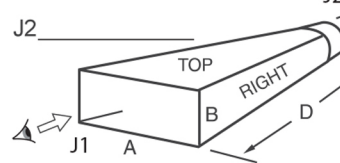
to \_\_\_\_\_ x \_\_\_\_\_, \_\_\_\_\_ Long

Ends J1 \_\_\_\_\_ J2 \_\_\_\_\_

### 22 SQUARE TO ROUND

DL  1/2"  1"

Ends J1 \_\_\_\_\_ J2 \_\_\_\_\_ Gauge \_\_\_\_\_ Qty \_\_\_\_\_



\_\_\_\_\_ x \_\_\_\_\_

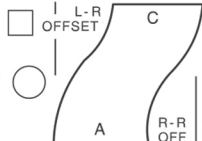
to \_\_\_\_\_ (Round), \_\_\_\_\_ Long

Small End  Large End

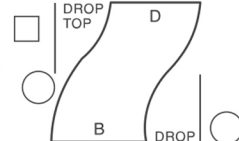
Check one:



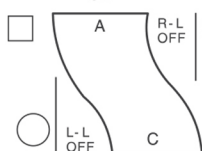
**TOP VIEW:** (Check One & Select Offset)



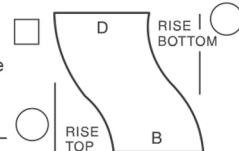
**RIGHT SIDE:** (Check One & Select Drop or Rise)



OR



Indicate Drop or Rise Amount:



### GLOSSARY OF TERMS

**D** DFO ..... Double flange out  
DL ..... Duct Lining

**F** F1S ..... Flat one side  
FLC ..... Fishlock collar  
FLS ..... Flat left side  
FOB ..... Flat on bottom  
FOT ..... Flat on top  
FRS ..... Flat right side  
FO ..... Flange out *Incl.size*

**J** J1 ..... Joint type

**L** L ..... Long  
L - L ..... Left to left  
L - R ..... Left to right

**O** O/C ..... On centre  
OCBW... On centre both ways  
Off ..... Offset

**P** PTO ..... Plenum take-off  
PRD ..... Push Rod Damper

**R** RAB ..... Return air boot  
RAW ..... Unfinished End  
Rd ..... Round  
RED ..... Reducer  
R - L ..... Right to left  
R - R ..... Right to right

**S** S&D ..... S Cleat & Drive  
SA-45 .... Side 45° elbow  
SA-90 .... Side 90° elbow

S.Damp . Splitter damper  
STK-45 .. Stack 45° elbow  
STK-90 .. Stack 90° elbow  
STO ..... Side take-off  
Sq ..... Square

**T** Thr ..... Throat *Incl.radius*  
Trans ..... Transition

**V** V.Damp . Volume damper  
( $\leftarrow \Rightarrow$ ) Point of View

Please send completed form to [info@hvac-pro.ca](mailto:info@hvac-pro.ca)  
2500 WILLIAMS PKWY, UNIT 37. BRAMPTON, ON L6S 5N9